



WATTYL GUIDE TO PIPELINE & SAFETY HAZARD IDENTIFICATION COLOURS

I-18

PURPOSE

To provide colour information that relates to Australian Standard 1345-1995 - "Identification of the Contents of Pipes, Conduits & Ducts" and AS 1318-1985 - "Industry Safety Colour Code".













INTRODUCTION

The assignment of pipeline colour codes has been standard practice in Australian industry for many years. The practice has been formalised and upgraded with the publication of an Australian Standard. The colour references in the table are taken from the AS 2700 Guide to Standard Colours.

PIPELINE IDENTIFICATION COLOURS

The chart lists the Australian Standard Colours, together with suggestions for colours not defined by the Australian Standard, used for the purpose of identification when painting pipelines. For the full details such as identifying lines, reference must be made to:

- Australian Standard 1345-1995 - "Identification of the Contents of Pipes, Conduits & Ducts".

PIPELINE IDENTIFICATION AS 1345-1995	ISO COLOUR NAME	AS 2700 COLOUR	COLOUR REFERENCE
Water	Green	Jade G21	
Steam	Silver-Grey	Pipeline Grey [◇] 814	
Oil - mineral, vegetable or animal - flammable or combustible liquids	Brown	Golden Tan X53	
Gases - gaseous or liquefied - vapours and pneumatically conveyed fumes	Yellow-Ochre	Sand Y44	
Acids & Alkalis	Violet	Lilac P23	
Air	Light Blue	Aqua B25	
Other Fluids (including drainage pipes)	Black	Black [◇] N61	
Fire Fighting Materials (including detection and suppression systems)	Safety Red	Signal Red R13	
Hazardous Services	Safety Yellow (with black stripes)	Golden Yellow Y14	
Electricity	Light Orange	Orange X15	
Communications	White	White [◇] N14	
Ionising Radiation	Black symbol on Golden Yellow	Golden Yellow Y14	

NOTE: The colours displayed are only approximations of the AS 2700 colours.

[◇] Suggested colour only - not defined by an Australian Standard.







WATTYL GUIDE TO PIPELINE & SAFETY HAZARD IDENTIFICATION COLOURS

I-18

SAFETY HAZARD IDENTIFICATION COLOURS

The chart below describes colours that should be used to mark physical hazards, to identify equipment and for general information signs. Fire Exit doors - use green as indicated below in conjunction with white.

For full detail refer to AS 1318-1985 - "Industry Safety Colour Code".

INDUSTRIAL SAFETY COLOUR CODE AS 1318-1985	AS 2700 COLOUR	COLOUR REFERENCE
Red	Signal Red R13	
Yellow	Sunflower Y15	
Green	Jade G21	
Blue	Bright Blue B23	

NOTE: The colours displayed are only approximations of the AS 2700 colours.

SAFETY SIGNS FOR THE OCCUPATIONAL ENVIRONMENT

This standard sets out the requirements for Safety Signs. The colours specified are as for AS 1318-1985 listed in the table above.

For full details refer to AS 1319-1994 - "Safety Signs for the Occupational Environment".

For the most up to date information contact Wattyl Customer Service Hotline or visit the Wattyl Website.

CUSTOMER SERVICE HOTLINE	Australia 132 101	New Zealand 0800 735 551
WEBSITE	http://www.wattyl.com.au	http://www.wattyl.co.nz

Wattyl is a registered trademark of Wattyl Australia Pty Ltd.

1. This information is important to ensure that the listed Wattyl product(s) perform according to the stated application and uses and must be followed to meet Wattyl's warranties express and implied. Wattyl advises that you (a) review the Technical Data Sheets (TDS) and Material Safety Data Sheets (MSDS) before you use or handle the product; (b) ensure that the product be used only in accordance with the information provided by Wattyl and the product(s) be transported, stored and handled in accordance with the information on the MSDS and relevant TDS; and (c) thoroughly test the product, using the recommended application method on a sample of intended substrate, before using the product. 2. While Wattyl endeavours to update this information and maintain the accuracy and currency of its contents, Wattyl does not warrant that the information provided is current when the product is used or is wholly comprehensive. 3. For all product and non-product related information, Wattyl recommends that you conduct such additional investigations as may be necessary to satisfy yourself of the accuracy, currency and comprehensiveness of the information on which you rely in using and handling the product. If you require further information please contact your nearest Wattyl office before using the product(s). 4. To the full extent permitted by law, Wattyl's liability for breach of a condition or warranty implied into the contract for sale between Wattyl and you by law is limited at Wattyl's election to: (a) the replacement of the product; or (b) payment of the cost of replacing the product. If coating rectification is required Wattyl Technical Services shall be contacted prior to commencement.
WATTYL AUSTRALIA PTY LTD (ABN 40 000 035 914)